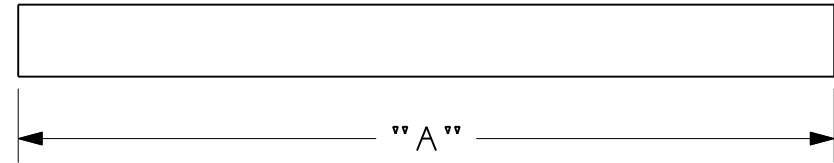
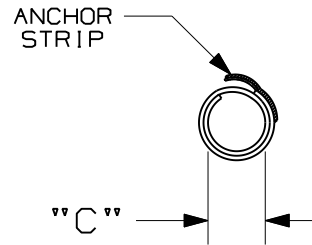



THIS COPY IS PROVIDED ON A RESTRICTED BASIS AND IS NOT TO BE USED IN ANY WAY DETRIMENTAL TO THE INTERESTS OF PANDUIT CORP.

PMS*** - SNAP-ON PIPEMARKERS						
PART NUMBER	LENGTH "A" +/- .062	WIDTH "B" +/- .062	I.D. "C" +/- .062	PIPE/ CONDUIT OUTSIDE DIA. RANGE	MARKER PER PKG.	STD. PKG. QTY.
PMSCLL	3.0 ( 76.0 )	4.0 ( 102.0 )	0.44 ( 11.2 )	0.50 ( 13.0 )-0.75 ( 19.0 )	5	1
PMSCLP	13.0 ( 330.0 )	8.0 ( 203.2 )	1.125 ( 28.6 )	0.75 ( 19.0 )-2.25 ( 57.0 )	5	1
PMSCLN	17.0 ( 431.8 )	12.0 ( 304.8 )	1.5 ( 38.1 )	2.25 ( 57.0 )-3.25 ( 83.0 )	5	1
PMSCLM	17.0 ( 432.0 )	23.0 ( 585.5 )	2.0 ( 50.8 )	3.25 ( 83.0 )-6.00 ( 152.0 )	5	1

NOTE:  
1. MILLIMETERS ARE IN ( ).



CAD FILENAME/LAYERS 100318BF-DC-C10943/01A

PANDUIT CORP. TINLEY PARK, ILLINOIS

CUSTOMER DRAWING  
PRE-COILED CLEAR  
SNAP-ON PIPEMARKER

UNLESS OTHERWISE SPECIFIED,  
DIMENSIONAL TOLERANCES ARE:  
(.X) ± .12 (XXX) ± .025  
(.XX) ± .062 ANGLES ±

UNLESS OTHERWISE SPECIFIED,  
ALL DIMENSIONS ARE GIVEN  
IN INCHES, THIRD ANGLE PROJECTION.

DRAWN BY  
RVU  
DATE  
9/27/11  
CHK'D

MAT'L:  
CLEAR POLYESTER  
GMPET  
GMSTRIP  
GMY6

SCALE  
NTS  
DRAWING NO.  
C10943  
DWG  
A  
SIZE

0	9/23/11	RVU		DRAWING RELEASE	6522	R				
REV	DATE	BY	CHK	DESCRIPTION	ECN	R	CUST	SUP		

*Handwritten signature*